


MONTHLY REPORT OF DISBURSEMENTS
For the month of September 2025


Department : Other Executive Offices (OEOs)
 Agency/Entity : Climate Change Commission
 Operating Unit : < not applicable >
 Organization Code (UACS) : 28 002 0000000
 Fund Cluster : 01 - Regular Agency Fund
 (e.g. UACS Fund Cluster: 01-Regular Agency Fund, 02-Foreign Assisted Projects Fund, 03-Special Account-Locally Funded/Domestic Grants Fund, etc.)


Particulars	Current Year Budget					Prior Year's Budget											Trust Liabilities					Grand Total					Remarks		
	PS	MOOE	FinEx	CO	TOTAL	Prior Year's Accounts Payable					Current Year's Accounts Payable						SUB-TOTAL	PS	MOOE	CO	TOTAL	PS	MOOE	FinEx	CO	TOTAL			
						7	MOOE	FinEx	CO	Sub-Total	PS	MOOE	FinEx	CO	Sub-Total	TOTAL													
1	2	3	4	5	6=(2+3+4+5)	7	8	9	10	11=(7+8+9+10)	12	13	14	15	16=	17=(11+16)	18=(6+17)	19	20	21	22=(19+20+21)	23	24	25	26	27=(23+24+25+26)	28		
CASH DISBURSEMENTS	7,958,847.15	13,345,271.78	0.00	0.00	21,304,118.93	0.00	79,708.90	0.00	0.00	79,708.90	0.00	874,328.54	0.00	0.00	874,328.54	954,037.44	22,258,156.37	0.00	0.00	0.00	0.00	7,958,847.15	14,298,309.22	0.00	0.00	22,258,156.37			
Notice of Cash Allocation (NCA)	7,958,847.15	13,345,271.78	0.00	0.00	21,304,118.93	0.00	79,708.90	0.00	0.00	79,708.90	0.00	874,328.54	0.00	0.00	874,328.54	954,037.44	22,258,156.37	0.00	0.00	0.00	0.00	7,958,847.15	14,298,309.22	0.00	0.00	22,258,156.37			
MDS Checks Issued	4,903,394.46	95,423.89	0.00	0.00	4,998,818.35	0.00	77,178.60	0.00	0.00	77,178.60	0.00	0.00	0.00	0.00	0.00	77,178.60	5,075,995.95	0.00	0.00	0.00	0.00	4,903,394.46	172,602.49	0.00	0.00	5,075,995.95			
Advice to Debit Account	3,055,452.69	13,249,847.89	0.00	0.00	16,305,300.58	0.00	2,530.30	0.00	0.00	2,530.30	0.00	874,328.54	0.00	0.00	874,328.54	876,858.84	17,182,159.42	0.00	0.00	0.00	0.00	3,055,452.69	14,128,706.73	0.00	0.00	17,182,159.42			
Notice of Transfer Allocations (NTA)	0.00	0.00	0.00	0.00	0.00	0.00	0.00	0.00	0.00	0.00	0.00	0.00	0.00	0.00	0.00	0.00	0.00	0.00	0.00	0.00	0.00	0.00	0.00	0.00	0.00	0.00	0.00		
MDS Checks Issued	0.00	0.00	0.00	0.00	0.00	0.00	0.00	0.00	0.00	0.00	0.00	0.00	0.00	0.00	0.00	0.00	0.00	0.00	0.00	0.00	0.00	0.00	0.00	0.00	0.00	0.00	0.00	0.00	
Advice to Debit Account	0.00	0.00	0.00	0.00	0.00	0.00	0.00	0.00	0.00	0.00	0.00	0.00	0.00	0.00	0.00	0.00	0.00	0.00	0.00	0.00	0.00	0.00	0.00	0.00	0.00	0.00	0.00	0.00	
Working Fund for FAPs	0.00	0.00	0.00	0.00	0.00	0.00	0.00	0.00	0.00	0.00	0.00	0.00	0.00	0.00	0.00	0.00	0.00	0.00	0.00	0.00	0.00	0.00	0.00	0.00	0.00	0.00	0.00	0.00	
Cash Disbursement Ceiling (CDC)	0.00	0.00	0.00	0.00	0.00	0.00	0.00	0.00	0.00	0.00	0.00	0.00	0.00	0.00	0.00	0.00	0.00	0.00	0.00	0.00	0.00	0.00	0.00	0.00	0.00	0.00	0.00	0.00	
TOTAL CASH DISBURSEMENTS	7,958,847.15	13,345,271.78	0.00	0.00	21,304,118.93	0.00	79,708.90	0.00	0.00	79,708.90	0.00	874,328.54	0.00	0.00	874,328.54	954,037.44	22,258,156.37	0.00	0.00	0.00	0.00	7,958,847.15	14,298,309.22	0.00	0.00	22,258,156.37			
NON-CASH DISBURSEMENTS	783,800.36	275,601.71	0.00	0.00	1,059,402.07	0.00	6,315.66	0.00	0.00	6,315.66	0.00	15,277.56	0.00	0.00	15,277.56	21,593.22	1,080,995.29	0.00	0.00	0.00	0.00	783,800.36	297,194.93	0.00	0.00	1,080,995.29			
Tax Remittance Advances Issued (TRA)	783,800.36	275,601.71	0.00	0.00	1,059,402.07	0.00	6,315.66	0.00	0.00	6,315.66	0.00	15,277.56	0.00	0.00	15,277.56	21,593.22	1,080,995.29	0.00	0.00	0.00	0.00	783,800.36	297,194.93	0.00	0.00	1,080,995.29			
Non-Cash Availment Authority (NCAA)	0.00	0.00	0.00	0.00	0.00	0.00	0.00	0.00	0.00	0.00	0.00	0.00	0.00	0.00	0.00	0.00	0.00	0.00	0.00	0.00	0.00	0.00	0.00	0.00	0.00	0.00	0.00	0.00	
Disbursements effected through outright deductions from claims (please specify...)	0.00	0.00	0.00	0.00	0.00	0.00	0.00	0.00	0.00	0.00	0.00	0.00	0.00	0.00	0.00	0.00	0.00	0.00	0.00	0.00	0.00	0.00	0.00	0.00	0.00	0.00	0.00	0.00	
Overpayment of expenses(e.g. personnel benefits)	0.00	0.00	0.00	0.00	0.00	0.00	0.00	0.00	0.00	0.00	0.00	0.00	0.00	0.00	0.00	0.00	0.00	0.00	0.00	0.00	0.00	0.00	0.00	0.00	0.00	0.00	0.00	0.00	
Restitution for loss of government property	0.00	0.00	0.00	0.00	0.00	0.00	0.00	0.00	0.00	0.00	0.00	0.00	0.00	0.00	0.00	0.00	0.00	0.00	0.00	0.00	0.00	0.00	0.00	0.00	0.00	0.00	0.00	0.00	
Liquidated damages and similar claims	0.00	0.00	0.00	0.00	0.00	0.00	0.00	0.00	0.00	0.00	0.00	0.00	0.00	0.00	0.00	0.00	0.00	0.00	0.00	0.00	0.00	0.00	0.00	0.00	0.00	0.00	0.00	0.00	
Others (TEF, BTr-Documentary Stamp Tax, etc.)	0.00	0.00	0.00	0.00	0.00	0.00	0.00	0.00	0.00	0.00	0.00	0.00	0.00	0.00	0.00	0.00	0.00	0.00	0.00	0.00	0.00	0.00	0.00	0.00	0.00	0.00	0.00	0.00	
TOTAL NON-CASH DISBURSEMENTS	783,800.36	275,601.71	0.00	0.00	1,059,402.07	0.00	6,315.66	0.00	0.00	6,315.66	0.00	15,277.56	0.00	0.00	15,277.56	21,593.22	1,080,995.29	0.00	0.00	0.00	0.00	783,800.36	297,194.93	0.00	0.00	1,080,995.29			
GRAND TOTAL	8,742,647.51	13,620,873.49	0.00	0.00	22,363,521.00	0.00	86,024.56	0.00	0.00	86,024.56	0.00	889,606.10	0.00	0.00	889,606.10	976,630.66	23,339,151.65	0.00	0.00	0.00	0.00	8,742,647.51	14,596,504.15	0.00	0.00	23,339,151.65			

Particulars	Previous Report	This Month	As at Date
(1)	(2)	(3)	(4)
Total Disbursement Authorities Received	179,787,618.35	15,482,995.29	195,250,613.64
NCA	173,699,940.00	14,402,000.00	188,099,940.00
NTA	0.00	0.00	0.00
Working Fund	0.00	0.00	0.00
TRA	6,078,678.35	1,080,995.29	7,169,673.64
CDC	0.00	0.00	0.00
NCAA	0.00	0.00	0.00
Less: Notice of Transfer of Allocations (NTA)* issued	0.00	0.00	0.00
Total Disbursement Authorities Available	179,787,618.35	15,482,995.29	195,250,613.64
Less:	0.00	0.00	0.00
Lapsed NCA Disbursements	21,145,424.31	44,075,710.92	65,221,135.23
Disbursements	106,690,326.75	23,339,151.66	130,029,478.41
Less: Other Non-Cash Disbursements	0.00	0.00	0.00
Disbursements effected through outright deductions from claims	0.00	0.00	0.00
Overpayment of expenses(e.g. personnel benefits)	0.00	0.00	0.00
Restitution for loss of government property	0.00	0.00	0.00
Liquidated damages and similar claims	0.00	0.00	0.00
Others (e.g. TEF, BTr, Docs Stamp, etc.)	0.00	0.00	0.00
Add/Less: Adjustments (e.g. cancelled/staled checks)	0.00	0.00	0.00
Balance of Disbursement Authorities as at date	51,931,867.29	(51,931,867.29)	0.00
Total Disbursements Program	179,787,618.35	15,482,995.29	195,250,613.64
Less: *Actual Disbursements	106,690,326.75	23,339,151.66	130,029,478.41
(Over)/Under spending	73,077,291.60	(7,856,156.37)	65,221,135.23

Notes: * The use of NTA is discouraged
 Notes: ** Amounts should tally with the grand total disbursement (column 27).

Certified Correct:

 RIZZELLE S. BALAGTAS
 Accountant II

Recommending Approval:

 BHABLY EDLYN V. ZAMORA
 OIC, Administrative and Finance Division

Approved By:

 ROMELL ANTONIO O. CUENCA
 Deputy Executive Director